


# DOUBLE SPOL









**\*\*IN THE PICTURE THE SPOL IS IN REAR VERSION\*\***

Rear frame with 3-point coupling

Adjustment RH and LH mechanical wheels for work height

50+50 or 40+40 cm RH and LH mechanical side widening

RH and LH oscillating hydraulic rotary brush complete of gears motors with drainage and 2 quick couplings to the tractor

Model	 CODE					
<b>Spol doppia 1</b>	1262	40	40 + 40	130 / 210	170 / 250	185
<b>Spol doppia 2</b>	1222	40	50 + 50	170 / 270	200 / 300	195

# Optional

- CODE 1058 - Kit including tank, pump, multiplier, filter, oil, maximum pressure regulator complete with type H single heat exchanger kit with thermostat

- CODE 1291 - Cast iron electrohydraulic distributor with multifunction joystick to operate 2 double effect cylinder SEPARATELY

- CODE 1287 - Flow diverter system to control 2 double effect cylinders SEPARATELY with only 2 quick tractor couplings (NOT NECESSARY if apply the electrohydraulic distributor CODE 1291)

- CODE 1285 - Push button to immediately stop the LH and RH wires rotating SEPARATELY and SIMULTANEOUSLY with a dual-channel joystick for Spol double

- CODE 1061 - Reversible frame with 3 points couplings for double Spol (option applicable only when ordering)

- CODE 0806 - RH and LH lateral hydraulic widening adjustment with 2 cylinders and 4 quick tractor couplings

[Print this page](#)